

Twenty-Eighth Report of the Independent Monitor

Compliance Snapshot of NYPD's Stop, Frisk, and Search Practices

Mylan Denerstein

January 20, 2026

Floyd, et al. v. City of New York, et al.

Ligon, et al. v. City of New York, et al.

Davis, et al. v. City of New York, et al.

Table of Contents

- **Lawfulness of Stops, Frisks, and Searches**
- **NYPD Supervision**
- **Underreporting**
- **Body-Worn Camera Recording Compliance**
- **Stops and Arrests by NYPD Housing Bureau Officers**

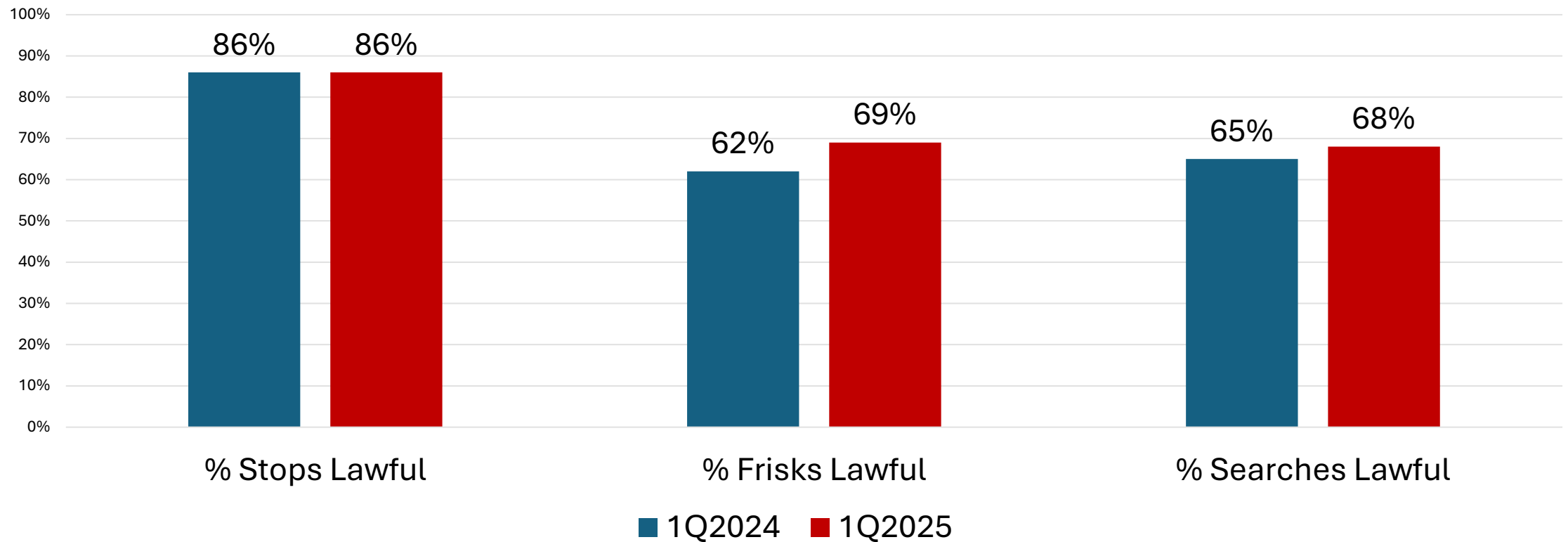
Introduction

- This “visual snapshot” provides an update to the Monitor’s Twenty-Seventh Report regarding the NYPD’s level of compliance with the Federal Court’s requirements in *Floyd v. City of New York*, *Ligon v. City of New York*, and *Davis v. City of New York*.
- The reporting period for this Report is the first quarter of 2025.
- In several slides, the data from the first quarter of 2025 is compared to the first quarter of 2024.

1. Lawfulness of Stops, Frisks, and Searches

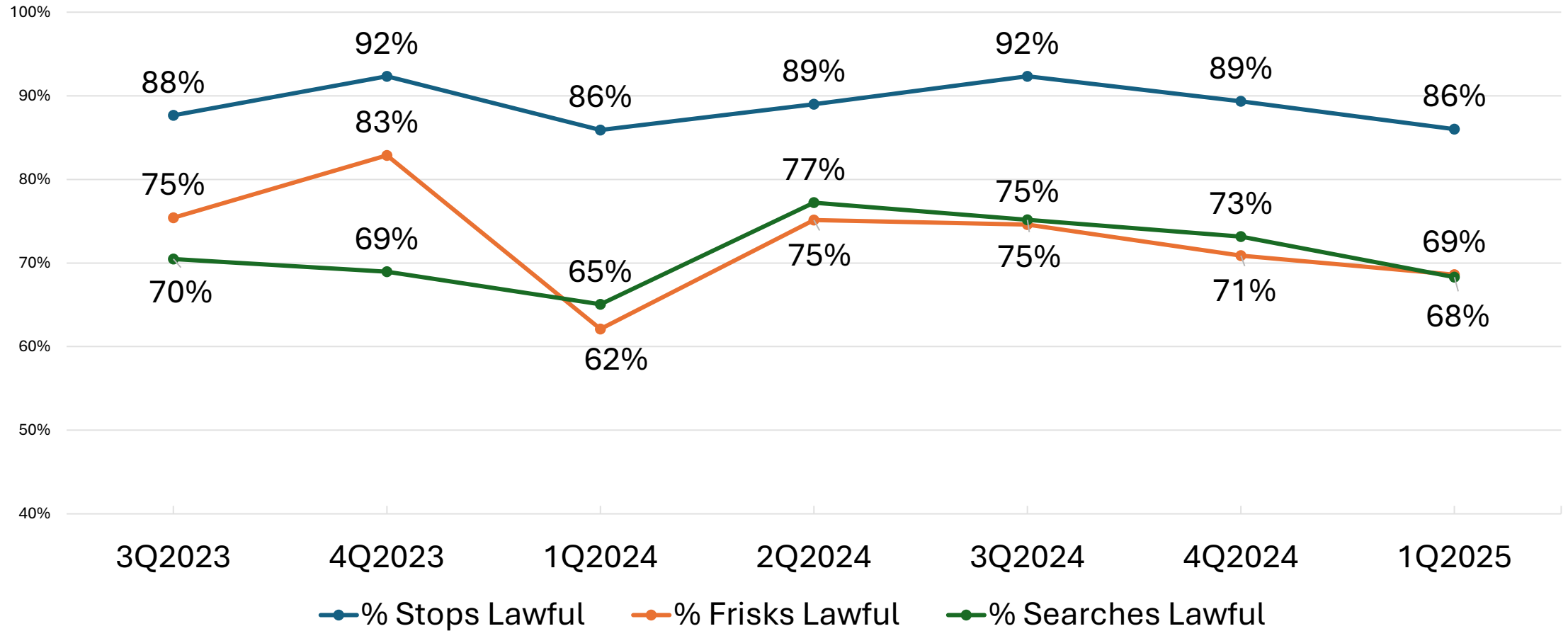
- The Monitor's audits found that in the first quarter of 2025:
 - 86% of reported *Terry* stops were lawful, 69% of frisks during *Terry* stops were lawful, and 68% of searches were lawful.
 - Self-initiated stops, where a stop is based on the officer's observation rather than a 911 or 311 call, were lawful 75% of the time. Frisks during self-initiated stops were lawful 58% of the time, and searches were lawful 47% of the time.
- The NYPD's audits found that in the first quarter of 2025, 81% of NYPD commands had a compliance rate greater than 85% for stops, 51% of commands had a compliance rate greater than 85% for frisks, and 41% of commands had a compliance rate greater than 85% for searches.

Compliance Rate with the Fourth Amendment



This chart shows the Monitor team’s assessment of NYPD’s compliance with the Fourth Amendment during reported stops, frisks, and searches. It compares data from the first quarter of 2025 to the first quarter of 2024. In the first quarter of 2025, 86% of stops, 69% of frisks, and 68% of searches were assessed as lawful. These figures suggest that compliance for frisks and searches may have increased slightly compared to the first quarter of 2024. However, these figures may not reflect a permanent improvement in NYPD compliance, as reflected in the figures listed on the next slide.

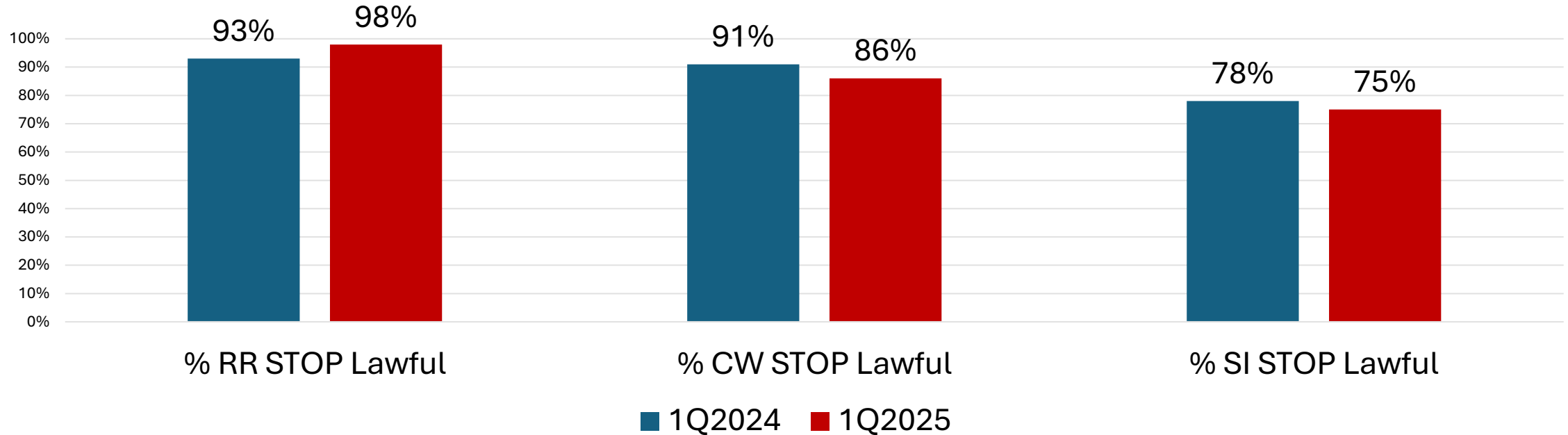
Overall Compliance Rate with the Fourth Amendment



This chart shows the Monitor’s assessment of the lawfulness of NYPD reported stops, frisks, and searches by quarter from the 3Q2023 to the 1Q2025. In the first quarter of 2025, 86% of stops, 69% of frisks, and 68% of searches were assessed as lawful.

Data Source: Monitor Audits of Stop Reports, N=100 per month

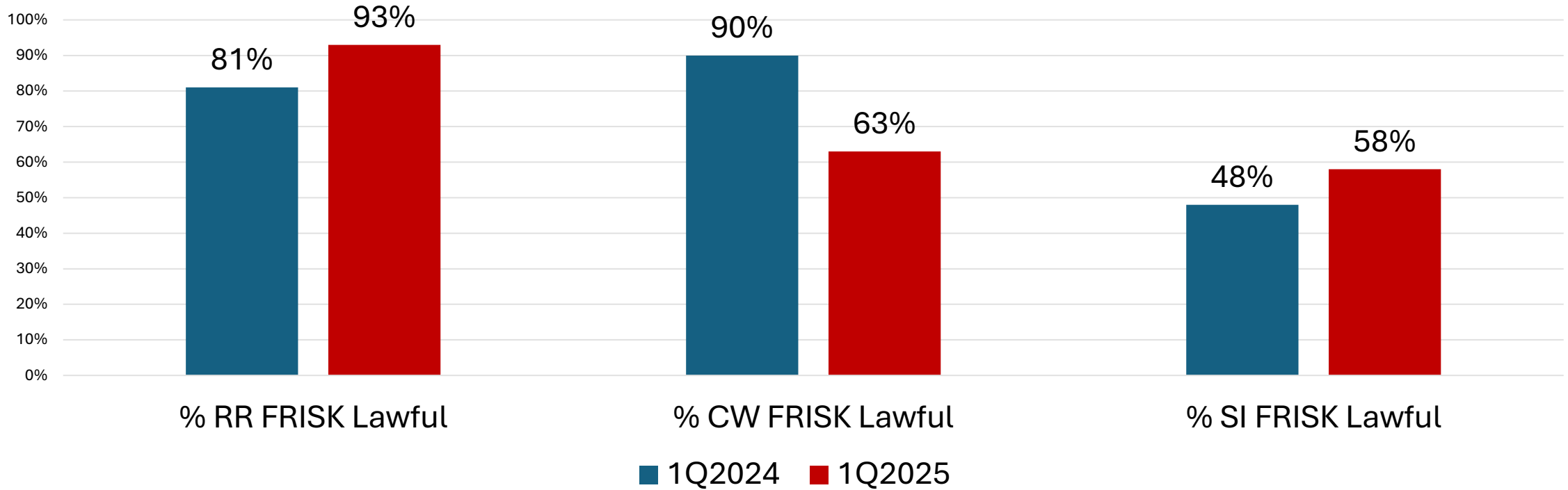
Lawfulness of Stop by Type of Stop



This chart shows the Monitor team’s assessment of the lawfulness of NYPD reported stops based on whether the stop was initiated by a radio run from a 911 or 311 call (RR) (N=135 in 1Q2024 and N=134 in 1Q2025), by in-person information from a complainant or witness (CW) (N=21 in 1Q2024 and N=22 in 1Q2025), or was self-initiated (SI) by the officer (N=142 in 1Q2024 and N=144 in 1Q2025). In the first quarter of 2025, 98% of radio run stops were lawful, 86% of stops based on complainant information were lawful, and 75% of self-initiated stops were lawful. The figures appear to show a slight increase in the lawfulness of radio run stops and a slight decrease in the lawfulness of self-initiated stops and complainant/witness stops.

Data Source: Monitor Audits of Stop Reports, N=100 per month

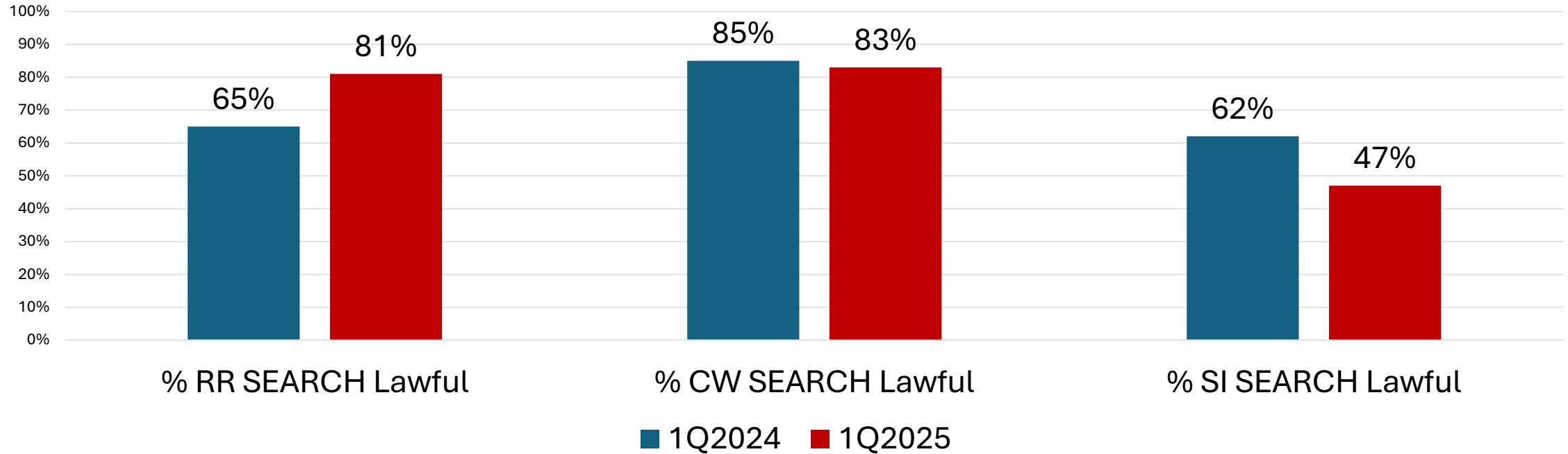
Lawfulness of Frisk by Type of Stop



This chart shows the Monitor team’s assessment of the lawfulness of NYPD frisks based on how the stop was initiated, comparing the first quarter of 2025 to the first quarter of 2024. In the first quarter of 2025, the Monitor team found in its assessments that frisks during stops based on radio runs (RR) (N=68 in 1Q2024 and N=53 in 1Q2025) were deemed lawful at a higher percentage than frisks during complainant/witness stops (CW) (N=10 in 1Q2024 and N=8 in 1Q2025), or frisks during self-initiated stops (SI) (N=112 in 1Q2024 and N=112 in 1Q2025).

Data Source: Monitor Audits of Stop Reports, N=100 per month

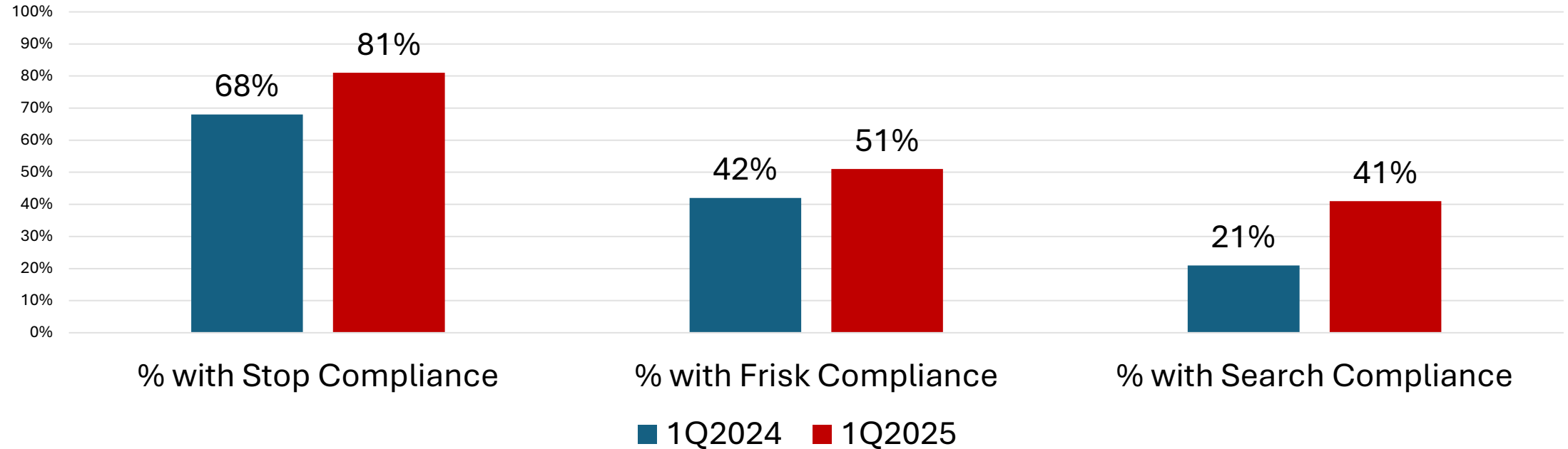
Lawfulness of Search by Type of Stop



This chart shows the Monitor team’s assessment of the lawfulness of NYPD searches based on how the stop was initiated, comparing the first quarter of 2025 to the first quarter of 2024. In the first quarter of 2025, 81% of searches based on radio runs (RR) (N=72 in 1Q2024 and N=77 in 1Q2025) were lawful, 83% of searches based on complainant information (CW) (N=13 in 1Q2024 and N=12 in 1Q2025) were lawful, but only 47% of searches based on officers’ self-initiated observations (SI) (N=81 in 1Q2024 and N=53 in 1Q2025) were lawful.

Data Source: Monitor Audits of Stop Reports, N=100 per month

Percentage of NYPD Commands with Greater than 85% Compliance Rates



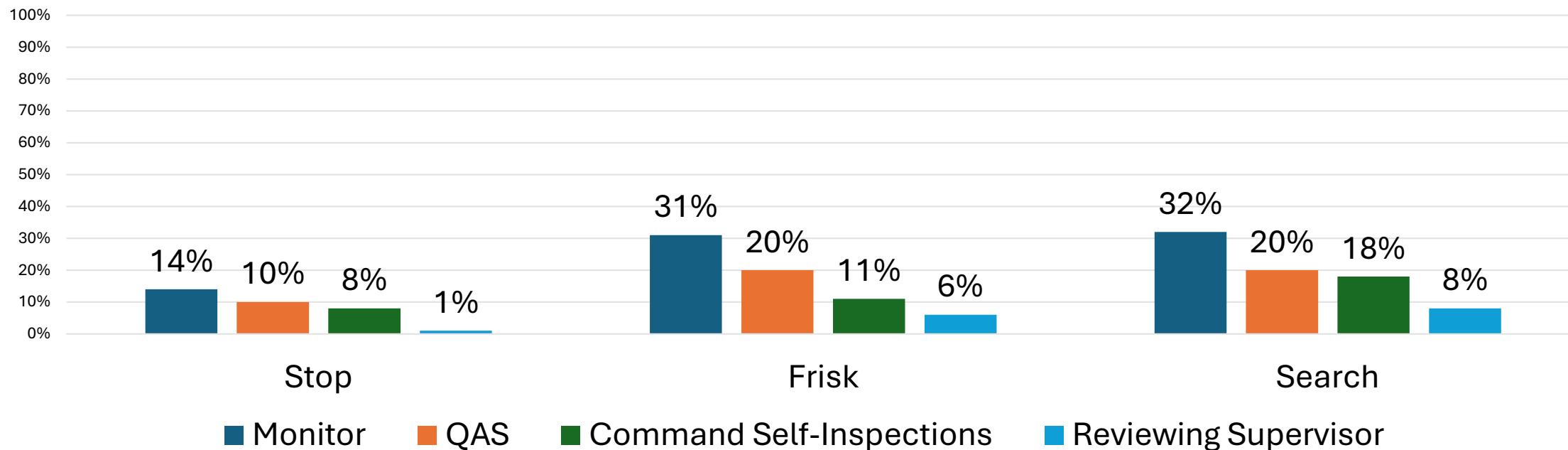
The NYPD Quality Assurance Section (QAS) reviews each command's compliance with the Fourth Amendment, including Housing Bureau's Police Service Areas and Transit Bureau's Transit Districts. This chart shows the percent of commands in which the NYPD QAS has determined that at least 85% of the command's reported stops, frisks, or searches were lawful, comparing the first quarter of 2025 to the first quarter of 2024. For the first quarter of 2025, 81% of commands had a compliance rate for stops greater than 85%; 51% of commands had a compliance rate for frisks greater than 85%; and 41% of commands had a compliance rate for searches greater than 85%. Compared to the first quarter of 2024, there has been some improvement in the percentage of commands with compliance rates greater than 85%.

Data Source: QAS Quarterly Citywide Report on Stop Report Monitoring Audits. In both 1Q2024 and 1Q2025, QAS audited 132 individual commands. QAS audited 2,645 stop reports in 1Q2024 and 2,883 stop reports in 1Q2025.

2. NYPD Supervision

- NYPD supervisors repeatedly failed to identify unlawful stops, frisks, and searches.
- In the first quarter of 2025, of the stops that the Monitor reviewed, the Monitor found that 14% of the stops, 31% of the frisks, and 32% of the searches the team reviewed were unlawful. By contrast, the reviewing supervisors found that only 1% of stops, 6% of frisks, and 8% of searches of those same encounters were unlawful.

Comparison of Varying Assessments Regarding Unlawful Stop, Frisk, and Search Rates (1Q2025)

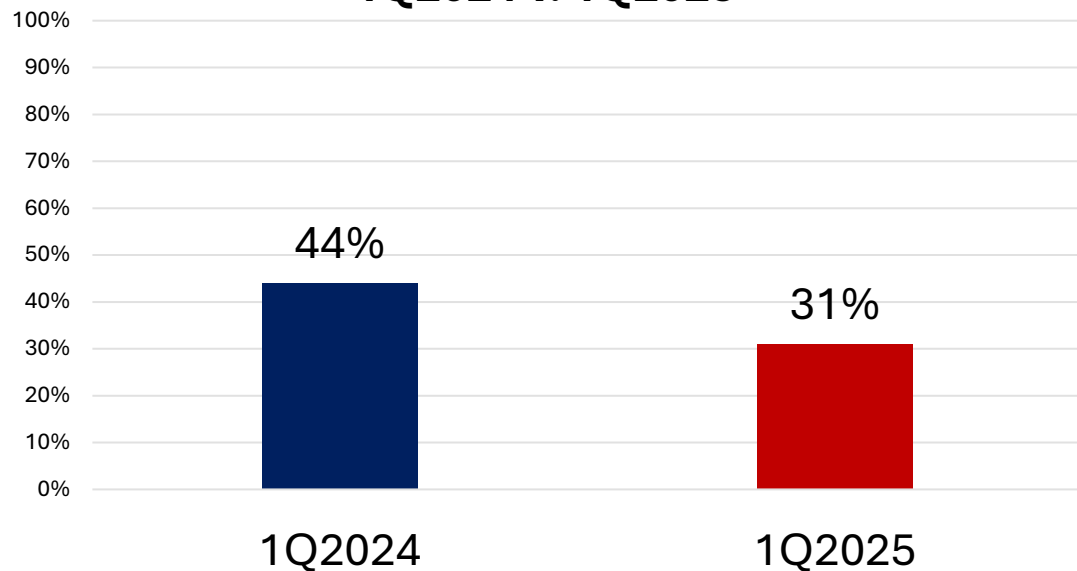


This chart compares the same stops reviewed in the Monitor’s audits, the NYPD Quality Assurance Section (QAS) audits, audits by the NYPD commands themselves, and reviews by the first-line supervisors in the first quarter of 2025. Audits by QAS now more closely align with the Monitor’s findings than in previous years. Reviewing supervisors, however, approved nearly 100% of all stops and over 90% of all frisks and searches. These rates sharply diverge from those determined in the Monitor team’s and QAS audits and suggest that insufficient supervision remains a serious problem in reaching Fourth Amendment compliance.

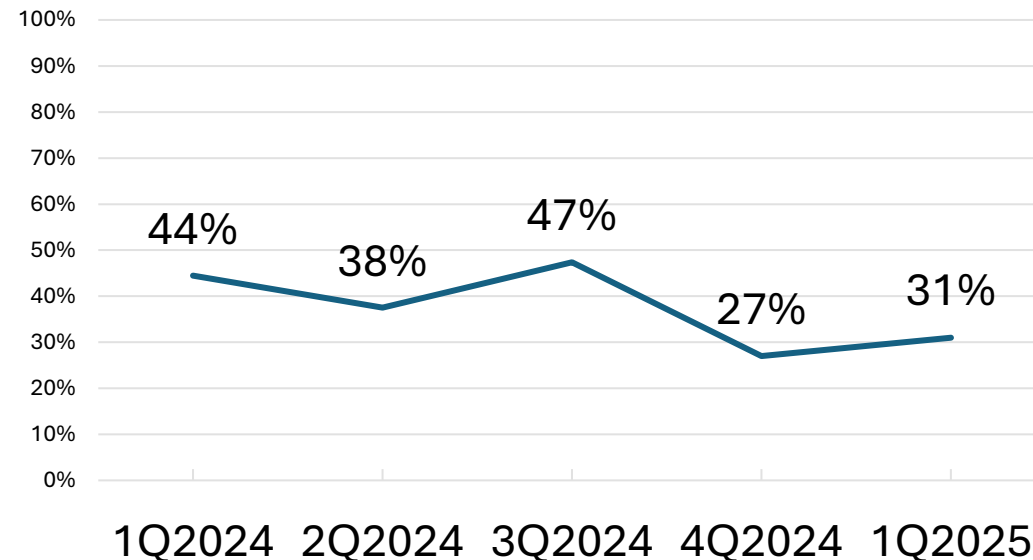
3. Underreporting

- For 31% of the stops identified in the Monitor’s audit for underreporting in the first quarter of 2025 (12 of 39 stops identified), NYPD officers did not complete a stop report when they should have.
- In the first quarter of 2024, the Monitor’s audits found that 44% of stops were unreported, which was a higher figure. This suggests that stop reporting may be improving.

Percentage of Stops Not Reported 1Q2024 v. 1Q2025



Trend in Stops Not Reported

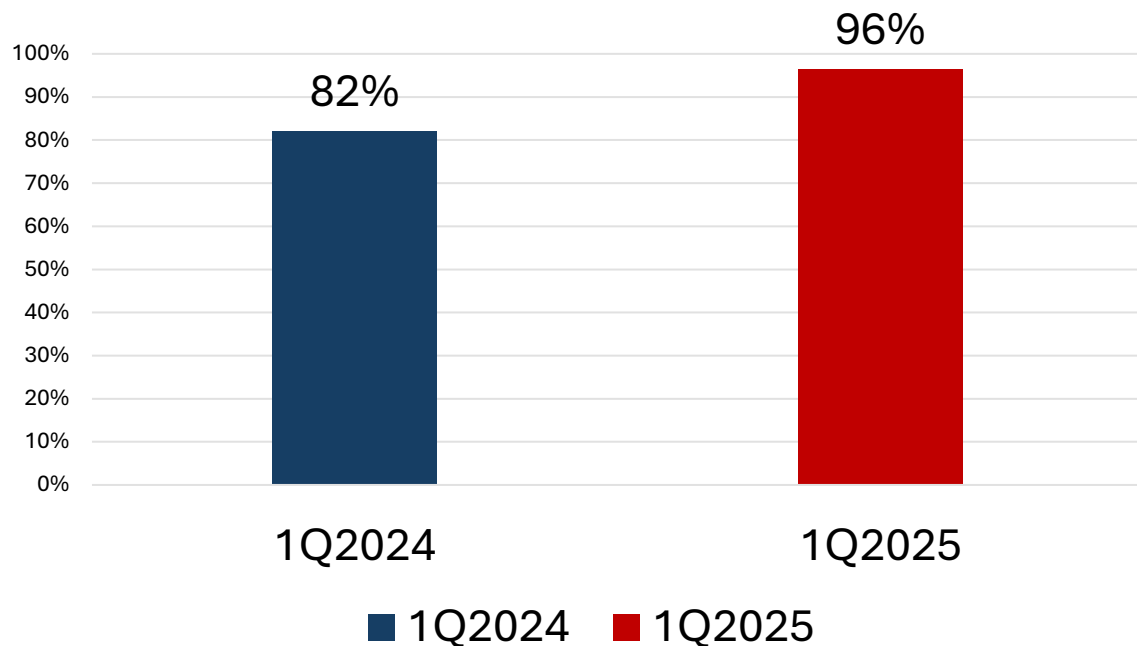


These charts show the results of the Monitor team’s audits of body-worn camera (BWC) videos to identify stops that were not documented on a stop report. The chart on the left compares the first quarter of 2025 to the first quarter of 2024. In the first quarter of 2025, officers failed to complete stop reports in 31% of stops identified in the audit. The chart on the right shows the trend in stop documentation. This assessment does not account for instances where BWCs were not activated, as it is not possible to estimate how many stops occurred when officers did not activate their BWCs.

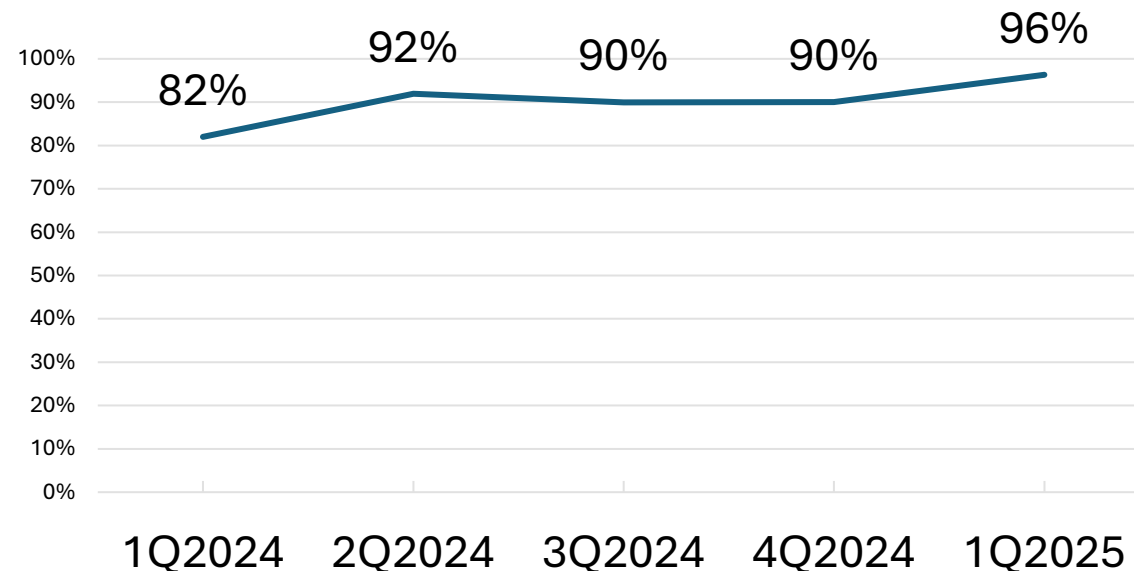
4. BWC Recording Compliance

- In the first quarter of 2025, for 96% of stops identified in the Monitor's audit, the NYPD properly recorded the stop in its entirety.
- This is much higher than the first quarter of 2024, when the Monitor's audit found that NYPD properly recorded 82% of stops in their entirety. When considered alongside quarter-by-quarter data examined in the next slide, this difference may represent a substantial improvement.

Percentage of Stops Recorded in their Entirety



Trend in Stops Recorded in their Entirety

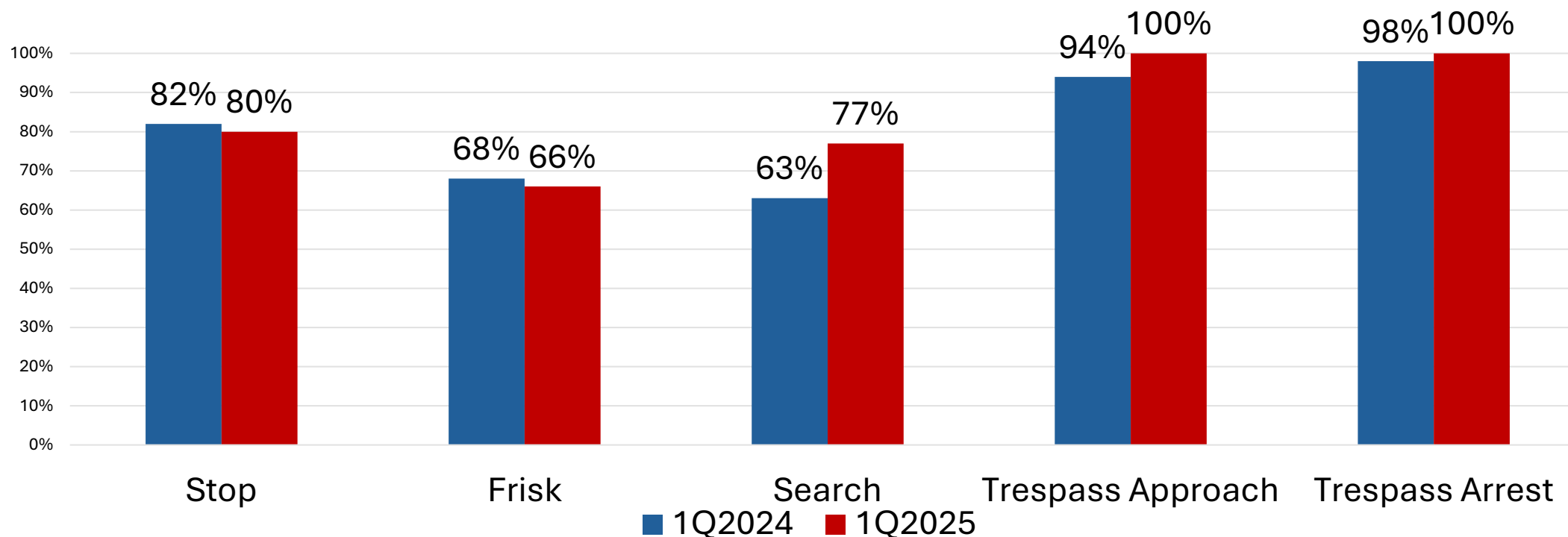


This chart shows the results of the Monitor team’s audits of body-worn camera (BWC) videos to identify when stop encounters were recorded completely by officers. The figure on the left compares the first quarter of 2025 to the first quarter of 2024. In the first quarter of 2025, officers recorded stop encounters in their entirety 96% of the time. This suggests an improvement from the first quarter of 2024. The figure on the right shows this trend in overall improvement.

5. Stops and Arrests by NYPD Housing Bureau Officers

- Compliance rates during Housing Bureau Officer encounters for the first quarter of 2025:
 - 80% of reported stops were compliant.
 - 66% of frisks were compliant.
 - 77% of searches were compliant.
- Compliance rates during trespass arrests for the first quarter of 2025:
 - 100% of approaches had an objective credible reason for the approach.
 - 100% of arrests had probable cause for the arrest.

Lawfulness of New York City Housing Authority Encounters



This slide shows the results of the Monitor’s audits of reported stops and trespass arrests by the NYPD’s Housing Bureau officers in the first quarter of 2025 compared to the first quarter of 2024. In the first quarter of 2025, 80% of stops, 66% of frisks, and 77% of searches were assessed by the Monitor’s team as lawful. In that same period, compliance rates were high for trespass arrests in terms of both an objective credible reason to approach (100% of encounters) and probable cause for the arrest (100% of encounters).

MONITOR TEAM

Mylan Denerstein, *Monitor*

Richard Jerome, *Deputy Monitor*

John MacDonald

Anthony Braga

James McCabe

Jennifer Eberhardt

Jane Perlov

Rudolph Hall

Susan Prosnitz

Demosthenes Long

James Yates

nypdmonitor.org