



IDENT/IAFIS Interoperability Statistics

Contents

1. Executive Summary
2. Metrics
3. Monthly Transmission Metrics
4. Monthly Outcome Metrics
5. Outcome Metrics by State
6. Frequently Asked Questions about Data
7. Interoperability Data Definitions

1. Executive Summary

IDENT/IAFIS Interoperability produced over 219,000 Alien IDENT matches in the first eleven months of FY10 compared to 95,000 Alien IDENT Matches in all of FY09. Since IDENT/IAFIS Interoperability was first activated in Harris County, TX, ICE on October 27, 2008, ICE has removed over 56,000 criminal aliens and over 12,200 criminal aliens convicted of a Level 1 offense that were identified through IDENT/IAFIS Interoperability.

Deployment continues to be the primary driver for increased identifications. In the first eleven months of FY10, ICE deployed IDENT/IAFIS Interoperability to 486 new jurisdictions for a total of 574 jurisdictions in 30 states covering 60% of the foreign born non-citizen population. ICE deployed IDENT/IAFIS Interoperability to 93 jurisdictions in August. The goal for FY10 has been exceeded by 304 additional jurisdictions deployed to IDENT/IAFIS Interoperability.

There were 27,892 Alien IDENT matches in August compared to 24,805 Alien IDENT matches in July. In August, SC observed 4,174 Level 1 matches compared to 3,879 Level 1 matches in July.

4,072 aliens identified through IDENT/IAFIS interoperability were removed from the country in August. Of these, 1,061 removals were aliens convicted of a Level 1 offense.

2. Metrics

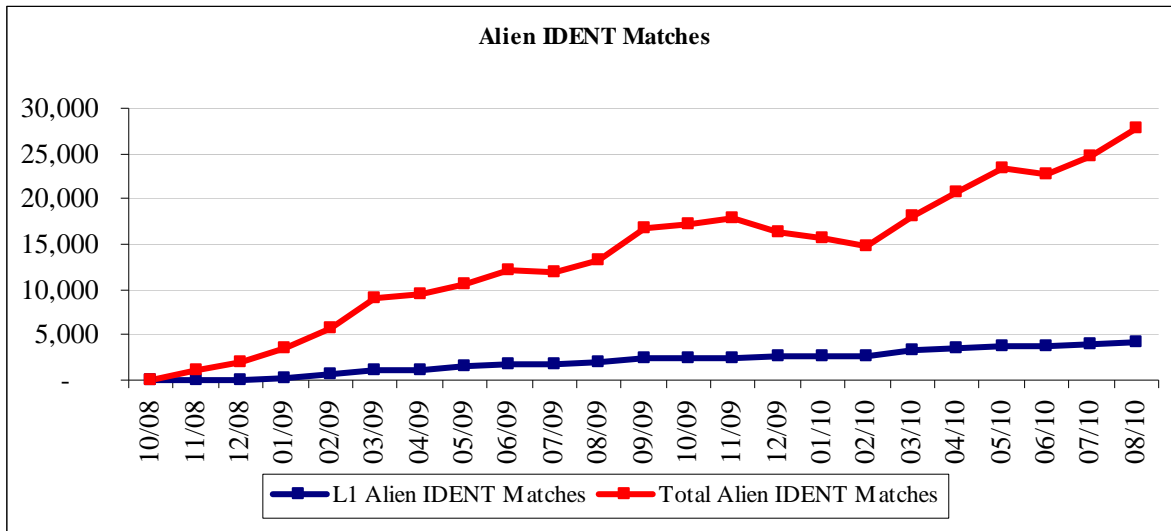
- 8% of all Interoperability transmissions have resulted in an Alien IDENT match since 10/27/2008.
- 15% of all Alien IDENT matches have resulted in the identification of an alien charged with or convicted of a Level 1 offense since 10/27/2008.
- 85% of all Alien IDENT matches have resulted in the identification of an alien charged with or convicted of a Level 2 or Level 3 offense since 10/27/2008.

| | | Cumulative (10/08 - 08/10) | FY2010 YTD (10/09 - 08/10) | FY2009 |
|---------------------------------------------------------------------------|--------------|-------------------------------|-------------------------------|----------------|
| Submissions | Total | 3,737,469 | 2,909,350 | 828,119 |
| Alien IDENT Matches* | LESC L1 | 47,771 | 35,108 | 12,663 |
| | LESC L2/3 | 267,736 | 184,736 | 83,000 |
| | Total | 315,507 | 219,844 | 95,663 |
| Administratively Arrested or Booked into ICE Custody** | L1 | 26,694 | 17,129 | 9,565 |
| | L2 | 40,693 | 25,372 | 15,321 |
| | L3 | 10,088 | 6,175 | 3,913 |
| | Non-Criminal | 27,234 | 19,839 | 7,395 |
| | Total | 104,709 | 68,515 | 36,194 |
| Removals and Returns** | L1 | 12,245 | 9,667 | 2,578 |
| | L2 | 22,952 | 16,581 | 6,371 |
| | L3 | 6,643 | 4,621 | 2,022 |
| | Non-Criminal | 14,518 | 11,060 | 3,458 |
| | Total | 56,358 | 41,929 | 14,429 |

* Aliens who are charged with or convicted of a Level 1 or Level2/3 offense as determined by the LESL during the referral include duplicate matches for aliens

** Aliens are classified by level based on conviction information available in EID

3. Monthly Transmission Metrics



Data source: LESC-IIDS Data Match

4. Monthly Outcome Metrics

| Submissions and IDENT Matches | | | | | | | | | | | | | | | | |
|------------------------------------------------|------------------------------|-----------------------------|------------------|----------------------|----------------|----------------|--------------------------------------------------------|---------------|--------------|---------------|---------------|------------------------|---------------|--------------|---------------|---------------|
| (From October 1, 2009 through August 31, 2010) | | | | | | | | | | | | | | | | |
| Month | Total Jurisdictions Deployed | Alien Population Coverage % | Submissions | Alien IDENT Matches* | | | Administratively Arrested or Booked into ICE Custody** | | | | | Removals and Returns** | | | | |
| | | | | LESC L1 | LESC L2/3 | Total | L1 | L2 | L3 | Non-Crim | Total | L1 | L2 | L3 | Non-Crim | Total |
| Oct-09 | 92 | 31.93% | 162,550 | 2,479 | 14,669 | 17,148 | 1,577 | 2,367 | 697 | 1,133 | 5,774 | 711 | 1,335 | 434 | 614 | 3,094 |
| Nov-09 | 105 | 34.73% | 171,089 | 2,332 | 15,445 | 17,777 | 1,547 | 2,424 | 599 | 1,188 | 5,758 | 691 | 1,215 | 386 | 530 | 2,822 |
| Dec-09 | 108 | 35.11% | 182,283 | 2,550 | 13,851 | 16,401 | 1,599 | 2,462 | 656 | 1,323 | 6,040 | 740 | 1,450 | 442 | 615 | 3,247 |
| Jan-10 | 116 | 36.84% | 202,002 | 2,600 | 13,146 | 15,746 | 1,594 | 2,469 | 603 | 1,418 | 6,084 | 751 | 1,354 | 398 | 604 | 3,107 |
| Feb-10 | 118 | 37.75% | 195,029 | 2,612 | 12,184 | 14,796 | 1,463 | 2,345 | 556 | 1,605 | 5,969 | 790 | 1,475 | 414 | 693 | 3,372 |
| Mar-10 | 135 | 41.35% | 240,437 | 3,410 | 14,781 | 18,191 | 1,707 | 2,620 | 669 | 2,121 | 7,117 | 932 | 1,759 | 485 | 908 | 4,084 |
| Apr-10 | 169 | 47.58% | 280,178 | 3,622 | 17,164 | 20,786 | 1,848 | 2,693 | 622 | 2,629 | 7,792 | 810 | 1,487 | 450 | 1,577 | 4,324 |
| May-10 | 197 | 51.03% | 318,175 | 3,744 | 19,748 | 23,492 | 2,093 | 2,819 | 638 | 2,765 | 8,315 | 963 | 1,630 | 439 | 1,524 | 4,556 |
| Jun-10 | 402 | 53.84% | 330,654 | 3,706 | 19,104 | 22,810 | 1,591 | 2,196 | 490 | 2,129 | 6,406 | 1,217 | 1,835 | 462 | 1,507 | 5,021 |
| Jul-10 | 481 | 57.95% | 370,518 | 3,879 | 20,926 | 24,805 | 1,195 | 1,725 | 380 | 1,816 | 5,116 | 1,001 | 1,572 | 386 | 1,271 | 4,230 |
| Aug-10 | 567 | 60.12% | 456,435 | 4,174 | 23,718 | 27,892 | 915 | 1,252 | 265 | 1,712 | 4,144 | 1,061 | 1,469 | 325 | 1,217 | 4,072 |
| Total | 574 | 60.12% | 2,909,350 | 35,108 | 184,736 | 219,844 | 17,129 | 25,372 | 6,175 | 19,839 | 68,515 | 9,667 | 16,581 | 4,621 | 11,060 | 41,929 |

* Aliens who are charged with or convicted of a Level 1 or Level2/3 offense as determined by the LESL during the referral include duplicate matches for aliens

** Aliens are classified by level based on conviction information available in EID

5. Outcome Metrics by State

| Interoperability Statistics: U.S. States | | | | | | | | | | | | | | | |
|-------------------------------------------------|-----------------|------------------|----------------------|----------------|----------------|--------------------------------------------------------|---------------|---------------|---------------|----------------|------------------------|---------------|--------------|---------------|---------------|
| (From October 27, 2008 through August 31, 2010) | | | | | | | | | | | | | | | |
| State | Activation Date | Submissions | Alien IDENT Matches* | | | Administratively Arrested or Booked into ICE Custody** | | | | | Removals and Returns** | | | | |
| | | | LESC L1 | LESC L2/3 | Total | L1 | L2 | L3 | Non-Crim | Total | L1 | L2 | L3 | Non-Crim | Total |
| AZ | 12/23/08 | 483,091 | 8,573 | 36,965 | 45,538 | 6,688 | 11,287 | 2,881 | 5,333 | 26,189 | 1,765 | 4,650 | 1,703 | 3,004 | 11,122 |
| AR | 8/17/10 | 1,098 | 1 | 27 | 28 | 0 | 0 | 0 | 2 | 2 | 0 | 0 | 0 | 0 | 0 |
| CA | 5/26/09 | 930,581 | 16,580 | 78,881 | 95,461 | 10,932 | 13,174 | 3,116 | 9,045 | 36,267 | 5,428 | 7,018 | 1,800 | 4,863 | 19,109 |
| CT | 6/29/10 | 3,223 | 9 | 212 | 221 | 1 | 1 | 8 | 13 | 23 | 0 | 0 | 0 | 0 | 0 |
| DE | 4/20/10 | 11,686 | 14 | 235 | 249 | 9 | 12 | 1 | 11 | 33 | 3 | 4 | 0 | 5 | 12 |
| FL | 1/22/09 | 700,709 | 9,073 | 56,284 | 65,357 | 2,265 | 2,429 | 472 | 2,873 | 8,039 | 789 | 1,241 | 329 | 1,492 | 3,851 |
| GA | 11/17/09 | 58,470 | 502 | 5,748 | 6,250 | 211 | 592 | 100 | 834 | 1,737 | 111 | 368 | 72 | 335 | 886 |
| HI | 4/13/10 | 8,969 | 16 | 320 | 336 | 1 | 0 | 3 | 5 | 9 | 0 | 1 | 2 | 1 | 4 |
| ID | 6/3/10 | 7,120 | 34 | 223 | 257 | 11 | 27 | 1 | 20 | 59 | 1 | 4 | 0 | 3 | 8 |
| IL | 11/24/09 | 55,103 | 238 | 3,915 | 4,153 | 46 | 94 | 35 | 540 | 715 | 25 | 52 | 19 | 101 | 197 |
| IA | 8/31/10 | 26 | 0 | 0 | 0 | 0 | 0 | 0 | 0 | 0 | 0 | 0 | 0 | 0 | 0 |
| LA | 11/17/09 | 30,953 | 69 | 802 | 871 | 10 | 49 | 25 | 207 | 291 | 6 | 29 | 14 | 111 | 160 |
| MD | 12/22/09 | 17,286 | 73 | 956 | 1,029 | 34 | 34 | 13 | 185 | 266 | 12 | 17 | 9 | 77 | 115 |
| MA | 11/5/08 | 35,330 | 355 | 1,865 | 2,220 | 198 | 84 | 27 | 258 | 567 | 54 | 34 | 22 | 130 | 240 |
| MI | 10/27/09 | 92,416 | 146 | 1,149 | 1,295 | 53 | 86 | 18 | 146 | 303 | 19 | 36 | 12 | 82 | 149 |
| MS | 7/20/10 | 1,071 | 1 | 4 | 5 | 1 | 0 | 0 | 1 | 2 | 0 | 0 | 0 | 0 | 0 |
| MT | 7/27/10 | 645 | 3 | 4 | 7 | 0 | 0 | 0 | 0 | 0 | 0 | 0 | 0 | 0 | 0 |
| NE | 8/17/10 | 1,304 | 7 | 47 | 54 | 2 | 0 | 0 | 4 | 6 | 0 | 0 | 0 | 0 | 0 |
| NV | 7/13/10 | 9,954 | 97 | 636 | 733 | 11 | 15 | 2 | 59 | 87 | 3 | 7 | 0 | 23 | 33 |
| NM | 6/24/09 | 28,598 | 242 | 1,422 | 1,664 | 74 | 107 | 104 | 182 | 467 | 33 | 67 | 74 | 112 | 286 |
| NC | 11/12/08 | 195,914 | 811 | 15,292 | 16,103 | 671 | 976 | 307 | 1,576 | 3,530 | 401 | 641 | 271 | 760 | 2,073 |
| OH | 1/19/10 | 41,012 | 80 | 607 | 687 | 25 | 71 | 27 | 92 | 215 | 12 | 52 | 20 | 66 | 150 |
| OK | 11/3/09 | 29,697 | 118 | 998 | 1,116 | 78 | 180 | 31 | 208 | 497 | 54 | 137 | 24 | 139 | 354 |
| OR | 4/6/10 | 15,020 | 183 | 603 | 786 | 71 | 44 | 8 | 79 | 202 | 20 | 19 | 5 | 34 | 78 |
| PA | 12/16/08 | 118,380 | 395 | 6,120 | 6,515 | 209 | 343 | 122 | 507 | 1,181 | 56 | 120 | 61 | 186 | 423 |
| SD | 6/22/10 | 3,005 | 10 | 73 | 83 | 0 | 2 | 1 | 1 | 4 | 0 | 0 | 0 | 0 | 0 |
| TN | 6/17/10 | 21,375 | 34 | 466 | 500 | 9 | 33 | 3 | 35 | 80 | 2 | 5 | 0 | 3 | 10 |
| TX | 10/27/08 | 708,162 | 8,896 | 46,002 | 54,898 | 4,570 | 10,124 | 2,591 | 4,300 | 21,585 | 3,269 | 8,106 | 2,116 | 2,733 | 16,224 |
| UT | 3/23/10 | 25,745 | 257 | 1,120 | 1,377 | 127 | 147 | 32 | 153 | 459 | 50 | 88 | 18 | 99 | 255 |
| VA | 3/9/09 | 100,606 | 954 | 6,760 | 7,714 | 387 | 782 | 160 | 565 | 1,894 | 132 | 256 | 72 | 159 | 619 |
| Total | 10/27/08 | 3,736,549 | 47,771 | 267,736 | 315,507 | 26,694 | 40,693 | 10,088 | 27,234 | 104,709 | 12,245 | 22,952 | 6,643 | 14,518 | 56,358 |

* Aliens who are charged with or convicted of a Level 1 or Level2/3 offense as determined by the LESC during the referral include duplicate matches for aliens
** Aliens are classified by level based on conviction information available in EID

6. Frequently Asked Questions about Data

What is the Methodology for this Data Collection?

The data contained in this monthly report is based on a merge of LESC data and ICE enforcement data. The data is compiled to remove individuals who have their fingerprints submitted through IDENT/IAFIS Interoperability multiple times for the same encounter (e.g., an individual who is transferred from one correctional facility to another correctional facility and has fingerprints submitted at both locations). Data provided on a daily or weekly basis by LESC is not compiled. As a result, the cumulative number of Level 1s presented in this report is slightly lower than the data provided on a weekly basis.

Why does Past Data Change?

Data from previous months is subject to change based on three potential factors:

- New data from the IDENT Fingerprint Identification database allows for an increased number of IDENT/IAFIS Interoperability Queries to be joined to EID Case Files
- Case, arrest, or detainer information may be entered into the EID systems for the first time, or updated within the systems, resulting in IDENT/IAFIS Interoperability Queries from previous months being joined to cases for the first time
- Some interoperability queries have more than one LESC record with the same query ID. If the second (follow-up) query with the same ID falls in a different month than the original query, the follow-up query could provide updated data used for matching to EID data that was unavailable in the first query

Why are there U.S. Citizens (USC) in IDENT?

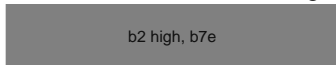
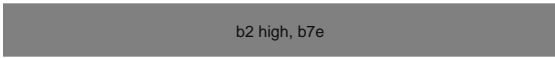

There are two types of USCs in IDENT. The first are individuals who were citizens when prints were collected and these individuals could be in IDENT for the following reasons:

- Active wants/warrants provided by CJIS
- An adoption involving USCIS
- Trusted traveler programs such as GES, IRT, NEXUS, SENTRI, FASTNORTH, FASTSOUTH
- Credentialing for TSA Aviation Workers

The second type of USCs in IDENT are individuals who were not citizens when prints were collected, but who subsequently became USCs, such as:

- Visa applicant through DOS
- Benefits applicant through USCIS
- Entry or Exit through CBP
- Apprehension by ICE, CBP-OFO, USCG, or OBP

What applications are reviewed as part of the LESC query?

- SEVIS – Student & Exchange Visitor Information System
-  b2 high, b7e
- US-VISIT – U.S. Visitor and Immigrant Status Indicator Technology
-  b2 high, b7e
- NCIC – National Crime Information Center
-  b2 high, b7e

7. Interoperability Data Definitions

| Interoperability Data Definitions | |
|--------------------------------------------------------|-----------------------------------------------------------------------------------------------------------------------------------------------------------------------------------------------------------------------------------------------------------------------------------------------------------------------------------------------------------------------------------------|
| Interoperability Submissions | All fingerprint submissions that have been processed through interoperability. |
| Alien IDENT Matches* | Aliens that had a match in the IDENT system and who were charged with or convicted of any level offense. IDENT Matches include duplicate entries for cases as an individual may go through interoperability several times for one unique case. |
| Enforcement Actions | |
| Administratively Arrested or Booked into ICE Custody** | Aliens that had a match in IDENT, were charged with or convicted of a crime, and booked into ICE custody or administratively arrested by ICE. The date the individual is booked into ICE custody or administratively arrested is based on the month that the individual was checked via Interoperability, not the month they were administratively arrested or booked into ICE custody. |
| Outcomes | |
| Removals and Returns** | Aliens that had a match in IDENT and was removed. The level is based on the conviction recorded during the removal. |
| Other Definitions | |
| Alien Population Coverage % | The total alien population that is covered by interoperability. |
| Activation Date | The date that interoperability was deployed to each area. A jurisdiction is not necessarily 100% covered at this date. |
| Total Jurisdictions Deployed | The total number of counties, parishes, or independent cities to which IDENT/IAFIS Interoperability has been deployed by the date of the report. A jurisdiction does not need to be 100% covered to be included in this count. |
| AOR | Area of Responsibility covered by a specific field office. |

* Aliens who are charged with or convicted of a Level 1 or Level2/3 offense as determined by the LESC during the referral include duplicate matches for aliens

** Aliens are classified by level based on conviction information available in EID