



IDENT/IAFIS Interoperability Statistics

Contents

1. Executive Summary
2. Metrics
3. Monthly Transmission Metrics
4. Monthly Outcome Metrics
5. Outcome Metrics by State
6. Frequently Asked Questions about Data
7. Interoperability Data Definitions

1. Executive Summary

IDENT/IAFIS Interoperability produced over 219,000 Alien IDENT matches in the first eleven months of FY10 compared to 95,000 Alien IDENT Matches in all of FY09. Since IDENT/IAFIS Interoperability was first activated in Harris County, TX, ICE on October 27, 2008, ICE has removed over 56,000 criminal aliens and over 12,200 criminal aliens convicted of a Level 1 offense that were identified through IDENT/IAFIS Interoperability.

Deployment continues to be the primary driver for increased identifications. In the first eleven months of FY10, ICE deployed IDENT/IAFIS Interoperability to 486 new jurisdictions for a total of 574 jurisdictions in 30 states covering 60% of the foreign born non-citizen population. ICE deployed IDENT/IAFIS Interoperability to 93 jurisdictions in August. The goal for FY10 has been exceeded by 304 additional jurisdictions deployed to IDENT/IAFIS Interoperability.

There were 27,892 Alien IDENT matches in August compared to 24,805 Alien IDENT matches in July. In August, SC observed 4,174 Level 1 matches compared to 3,879 Level 1 matches in July.

4,072 aliens identified through IDENT/IAFIS interoperability were removed from the country in August. Of these, 1,061 removals were aliens convicted of a Level 1 offense.

2. Metrics

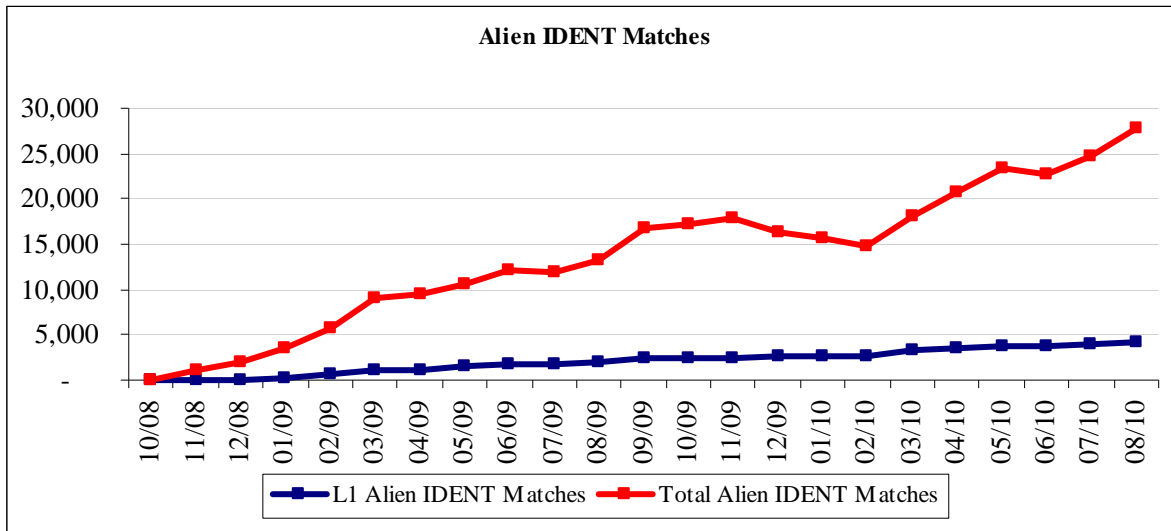
- 8% of all Interoperability transmissions have resulted in an Alien IDENT match since 10/27/2008.
- 15% of all Alien IDENT matches have resulted in the identification of an alien charged with or convicted of a Level 1 offense since 10/27/2008.
- 85% of all Alien IDENT matches have resulted in the identification of an alien charged with or convicted of a Level 2 or Level 3 offense since 10/27/2008.

		Cumulative (10/08 - 08/10)	FY2010 YTD (10/09 - 08/10)	FY2009
Submissions	Total	3,737,469	2,909,350	828,119
Alien IDENT Matches*	LESC L1	47,771	35,108	12,663
	LESC L2/3	267,736	184,736	83,000
	Total	315,507	219,844	95,663
Administratively Arrested or Booked into ICE Custody**	L1	26,694	17,129	9,565
	L2	40,693	25,372	15,321
	L3	10,088	6,175	3,913
	Non-Criminal	27,234	19,839	7,395
	Total	104,709	68,515	36,194
Removals and Returns**	L1	12,245	9,667	2,578
	L2	22,952	16,581	6,371
	L3	6,643	4,621	2,022
	Non-Criminal	14,518	11,060	3,458
	Total	56,358	41,929	14,429

* Aliens who are charged with or convicted of a Level 1 or Level2/3 offense as determined by the LESL during the referral include duplicate matches for aliens

** Aliens are classified by level based on conviction information available in EID

3. Monthly Transmission Metrics



Data source: LESC-IIDS Data Match

4. Monthly Outcome Metrics

Submissions and IDENT Matches																
(From October 1, 2009 through August 31, 2010)																
Month	Total Jurisdictions Deployed	Alien Population Coverage %	Submissions	Alien IDENT Matches*			Administratively Arrested or Booked into ICE Custody**					Removals and Returns**				
				LESC L1	LESC L2/3	Total	L1	L2	L3	Non-Crim	Total	L1	L2	L3	Non-Crim	Total
Oct-09	92	31.93%	162,550	2,479	14,669	17,148	1,577	2,367	697	1,133	5,774	711	1,335	434	614	3,094
Nov-09	105	34.73%	171,089	2,332	15,445	17,777	1,547	2,424	599	1,188	5,758	691	1,215	386	530	2,822
Dec-09	108	35.11%	182,283	2,550	13,851	16,401	1,599	2,462	656	1,323	6,040	740	1,450	442	615	3,247
Jan-10	116	36.84%	202,002	2,600	13,146	15,746	1,594	2,469	603	1,418	6,084	751	1,354	398	604	3,107
Feb-10	118	37.75%	195,029	2,612	12,184	14,796	1,463	2,345	556	1,605	5,969	790	1,475	414	693	3,372
Mar-10	135	41.35%	240,437	3,410	14,781	18,191	1,707	2,620	669	2,121	7,117	932	1,759	485	908	4,084
Apr-10	169	47.58%	280,178	3,622	17,164	20,786	1,848	2,693	622	2,629	7,792	810	1,487	450	1,577	4,324
May-10	197	51.03%	318,175	3,744	19,748	23,492	2,093	2,819	638	2,765	8,315	963	1,630	439	1,524	4,556
Jun-10	402	53.84%	330,654	3,706	19,104	22,810	1,591	2,196	490	2,129	6,406	1,217	1,835	462	1,507	5,021
Jul-10	481	57.95%	370,518	3,879	20,926	24,805	1,195	1,725	380	1,816	5,116	1,001	1,572	386	1,271	4,230
Aug-10	567	60.12%	456,435	4,174	23,718	27,892	915	1,252	265	1,712	4,144	1,061	1,469	325	1,217	4,072
Total	574	60.12%	2,909,350	35,108	184,736	219,844	17,129	25,372	6,175	19,839	68,515	9,667	16,581	4,621	11,060	41,929

* Aliens who are charged with or convicted of a Level 1 or Level2/3 offense as determined by the LESL during the referral include duplicate matches for aliens

** Aliens are classified by level based on conviction information available in EID

5. Outcome Metrics by State

Interoperability Statistics: U.S. States															
(From October 27, 2008 through August 31, 2010)															
State	Activation Date	Submissions	Alien IDENT Matches*			Administratively Arrested or Booked into ICE Custody**					Removals and Returns**				
			LESC L1	LESC L2/3	Total	L1	L2	L3	Non-Crim	Total	L1	L2	L3	Non-Crim	Total
AZ	12/23/08	483,091	8,573	36,965	45,538	6,688	11,287	2,881	5,333	26,189	1,765	4,650	1,703	3,004	11,122
AR	8/17/10	1,098	1	27	28	0	0	0	2	2	0	0	0	0	0
CA	5/26/09	930,581	16,580	78,881	95,461	10,932	13,174	3,116	9,045	36,267	5,428	7,018	1,800	4,863	19,109
CT	6/29/10	3,223	9	212	221	1	1	8	13	23	0	0	0	0	0
DE	4/20/10	11,686	14	235	249	9	12	1	11	33	3	4	0	5	12
FL	1/22/09	700,709	9,073	56,284	65,357	2,265	2,429	472	2,873	8,039	789	1,241	329	1,492	3,851
GA	11/17/09	58,470	502	5,748	6,250	211	592	100	834	1,737	111	368	72	335	886
HI	4/13/10	8,969	16	320	336	1	0	3	5	9	0	1	2	1	4
ID	6/3/10	7,120	34	223	257	11	27	1	20	59	1	4	0	3	8
IL	11/24/09	55,103	238	3,915	4,153	46	94	35	540	715	25	52	19	101	197
IA	8/31/10	26	0	0	0	0	0	0	0	0	0	0	0	0	0
LA	11/17/09	30,953	69	802	871	10	49	25	207	291	6	29	14	111	160
MD	12/22/09	17,286	73	956	1,029	34	34	13	185	266	12	17	9	77	115
MA	11/5/08	35,330	355	1,865	2,220	198	84	27	258	567	54	34	22	130	240
MI	10/27/09	92,416	146	1,149	1,295	53	86	18	146	303	19	36	12	82	149
MS	7/20/10	1,071	1	4	5	1	0	0	1	2	0	0	0	0	0
MT	7/27/10	645	3	4	7	0	0	0	0	0	0	0	0	0	0
NE	8/17/10	1,304	7	47	54	2	0	0	4	6	0	0	0	0	0
NV	7/13/10	9,954	97	636	733	11	15	2	59	87	3	7	0	23	33
NM	6/24/09	28,598	242	1,422	1,664	74	107	104	182	467	33	67	74	112	286
NC	11/12/08	195,914	811	15,292	16,103	671	976	307	1,576	3,530	401	641	271	760	2,073
OH	1/19/10	41,012	80	607	687	25	71	27	92	215	12	52	20	66	150
OK	11/3/09	29,697	118	998	1,116	78	180	31	208	497	54	137	24	139	354
OR	4/6/10	15,020	183	603	786	71	44	8	79	202	20	19	5	34	78
PA	12/16/08	118,380	395	6,120	6,515	209	343	122	507	1,181	56	120	61	186	423
SD	6/22/10	3,005	10	73	83	0	2	1	1	4	0	0	0	0	0
TN	6/17/10	21,375	34	466	500	9	33	3	35	80	2	5	0	3	10
TX	10/27/08	708,162	8,896	46,002	54,898	4,570	10,124	2,591	4,300	21,585	3,269	8,106	2,116	2,733	16,224
UT	3/23/10	25,745	257	1,120	1,377	127	147	32	153	459	50	88	18	99	255
VA	3/9/09	100,606	954	6,760	7,714	387	782	160	565	1,894	132	256	72	159	619
Total	10/27/08	3,736,549	47,771	267,736	315,507	26,694	40,693	10,088	27,234	104,709	12,245	22,952	6,643	14,518	56,358

* Aliens who are charged with or convicted of a Level 1 or Level2/3 offense as determined by the LESC during the referral include duplicate matches for aliens
** Aliens are classified by level based on conviction information available in EID

6. Frequently Asked Questions about Data

What is the Methodology for this Data Collection?

The data contained in this monthly report is based on a merge of LESC data and ICE enforcement data. The data is compiled to remove individuals who have their fingerprints submitted through IDENT/IAFIS Interoperability multiple times for the same encounter (e.g., an individual who is transferred from one correctional facility to another correctional facility and has fingerprints submitted at both locations). Data provided on a daily or weekly basis by LESC is not compiled. As a result, the cumulative number of Level 1s presented in this report is slightly lower than the data provided on a weekly basis.

Why does Past Data Change?

Data from previous months is subject to change based on three potential factors:

- New data from the IDENT Fingerprint Identification database allows for an increased number of IDENT/IAFIS Interoperability Queries to be joined to EID Case Files
- Case, arrest, or detainer information may be entered into the EID systems for the first time, or updated within the systems, resulting in IDENT/IAFIS Interoperability Queries from previous months being joined to cases for the first time
- Some interoperability queries have more than one LESC record with the same query ID. If the second (follow-up) query with the same ID falls in a different month than the original query, the follow-up query could provide updated data used for matching to EID data that was unavailable in the first query

Why are there U.S. Citizens (USC) in IDENT?

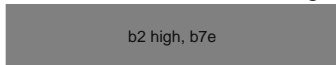
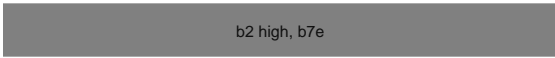

There are two types of USCs in IDENT. The first are individuals who were citizens when prints were collected and these individuals could be in IDENT for the following reasons:

- Active wants/warrants provided by CJIS
- An adoption involving USCIS
- Trusted traveler programs such as GES, IRT, NEXUS, SENTRI, FASTNORTH, FASTSOUTH
- Credentialing for TSA Aviation Workers

The second type of USCs in IDENT are individuals who were not citizens when prints were collected, but who subsequently became USCs, such as:

- Visa applicant through DOS
- Benefits applicant through USCIS
- Entry or Exit through CBP
- Apprehension by ICE, CBP-OFO, USCG, or OBP

What applications are reviewed as part of the LESC query?

- SEVIS – Student & Exchange Visitor Information System
-  b2 high, b7e
- US-VISIT – U.S. Visitor and Immigrant Status Indicator Technology
-  b2 high, b7e
- NCIC – National Crime Information Center
-  b2 high, b7e

7. Interoperability Data Definitions

Interoperability Data Definitions	
Interoperability Submissions	All fingerprint submissions that have been processed through interoperability.
Alien IDENT Matches*	Aliens that had a match in the IDENT system and who were charged with or convicted of any level offense. IDENT Matches include duplicate entries for cases as an individual may go through interoperability several times for one unique case.
Enforcement Actions	
Administratively Arrested or Booked into ICE Custody**	Aliens that had a match in IDENT, were charged with or convicted of a crime, and booked into ICE custody or administratively arrested by ICE. The date the individual is booked into ICE custody or administratively arrested is based on the month that the individual was checked via Interoperability, not the month they were administratively arrested or booked into ICE custody.
Outcomes	
Removals and Returns**	Aliens that had a match in IDENT and was removed. The level is based on the conviction recorded during the removal.
Other Definitions	
Alien Population Coverage %	The total alien population that is covered by interoperability.
Activation Date	The date that interoperability was deployed to each area. A jurisdiction is not necessarily 100% covered at this date.
Total Jurisdictions Deployed	The total number of counties, parishes, or independent cities to which IDENT/IAFIS Interoperability has been deployed by the date of the report. A jurisdiction does not need to be 100% covered to be included in this count.
AOR	Area of Responsibility covered by a specific field office.

* Aliens who are charged with or convicted of a Level 1 or Level2/3 offense as determined by the LESC during the referral include duplicate matches for aliens

** Aliens are classified by level based on conviction information available in EID